

Performance on a bigger scale

Stage V



**A high-end compact utility machine for all-day
maintenance of large outdoor areas**

High flexibility and manoeuvrability

- allows for multifunctional use and access to all areas

The City Ranger 3070 sets new standards in this machine class in many areas: multifunctional use, Quick-shift, manoeuvrability, operator comfort and environmental considerations, just to mention some.

An innovative multifunctional machine

Thanks to the unique Quick-shift, attachment changes can be made in just one minute. Simply pick-up the front attachment with the machine, turn the handle and all mechanical, hydraulic, water and electrical systems are connected and ready to go. It couldn't be easier! You can, therefore, easily use the machine for different tasks during the day without wasting time on attachment changes in the workshop. And we all know: time is money.

Access to all areas

With the flexible articulation, the City Ranger 3070 has an incredibly small inside turning circle of only 1650 mm

allowing operators to access confined spaces and to operate close to obstacles. Also with the basic machine weighing only 1800 kg, ground pressure is low enough to be used on sensitive surfaces like lawns and pavements.

A good working environment

Operating a machine for many hours a day can be demanding on the operator. Therefore, we have focused on ensuring optimum operator comfort. Factors such as a multi-adjustable working position, low cabin noise - only 68 dB(A), a unique ventilation system with A/C as standard and a 360 degree view of the work area are just some of the features contributing to a good working environment.

Environmentally friendly and powerful machine

The powerful 74 hp Stage V diesel engine is based on future-proof technology. The City Ranger 3070 therefore meets the strictest emission requirements for diesel engines, and with that the limits set by most cities for particle emissions.



One minute function change

- saves time and maximises the use of your investment

High efficiency and safety

The unique Quick-shift function on the City Ranger 3070 will increase your efficiency as it is a one minute one person job. Tools are not needed and only very little training - simply pick up the front attachment with the machine and turn the handle, which connect the mechanical, hydraulic, water and electrical systems. The rear attachments are equally easy to change with the optional stand. There is no heavy lifting involved. On the display in the cabin you select the relevant attachment and you are quickly ready to continue your day performing a new task.

The Quick-shift is not only efficient but also safe for both operator and machine. The fact that it is a one man job means there is no risk of a colleague getting hurt in the process, because he/she is walking in front or behind the machine. Furthermore, the automatic attachment of all systems eliminates the risk of damaging the machine due to wrong connections.

Save money

Only having to invest in one machine for performing many different outdoor maintenance tasks has many benefits:

- Low initial investment
- More yearly working hours = quick return on investment
- Just one machine = less training for operators
- Less space needed for storage facilities



The Egholm name is your guarantee for superior craftsmanship, perfect cleaning results and a tidy, attractive city for all those who use it every day.



City Ranger 3070



Articulated steering

Powerful diesel engine

4-wheel drive

Low ground pressure due to wide footprint

Small turning circle


Low noise and vibration levels for better comfort

Quality craftsmanship in every detail

A-frame mounting point for fast attachment change

Dedicated attachments

Quick-shift - one minute pit stop
Thanks to the unique Quick-shift, attachment changes can be made in just one minute. Simply pick-up the front attachment with the machine, turn the handle and all mechanical, hydraulic, electrical and water systems are connected and ready to go. It couldn't be easier!



A proven concept

The City Ranger 3070 is versatile, but it is also specialised to suit your daily tasks. With the wide range of attachments you have a machine that performs every task perfectly without compromise in quality, speed or final result.

The sturdy A-frame on the vehicle allows the operator to change attachments without tools. All mechanical, hydraulic, water and electrical systems are connected by simply turning one handle - and the machine is ready to set off. No time wasted in the workshop - it couldn't be easier.

Great manoeuvrability, easy handling

Compact design and articulated steering ensure that the City Ranger 3070 can turn on a plate - almost. With an inside turning circle of just 1650 mm, the City Ranger 3070 can almost wrap itself around lamp posts and other obstructions in the city landscape.

Your direct benefits:

- Low initial investment
- More yearly working hours = quick return on investment
- Just one machine = less training for operators
- Less space needed for storage facilities

Technical specifications

		Basic machine
Length	mm	3685
Width	mm	1220
Height / with beacon	mm	2000 / 2210
Weight basic machine ¹⁾	kg	1800
Payload	kg	1200
Gross vehicle weight (GVA)	kg	3000
Turning circle - kerb to kerb (EN 15429-1)	mm	4120
Turning circle - inside (EN 15429-1)	mm	1650
Engine: Perkins diesel 404J-E22TA ²⁾	hp / kW	74 / 55
4-wheel drive		Standard

¹⁾ Includes: 75 kg operator and 90% fuel capacity.

²⁾ Temperature-dependant power regulation from 55 kW to 50 kW.

Unique cabin design

- for a great working environment and safe operation

For an operator working many hours in the machine, a good working environment is important. Here the cabin design plays an important role.

All controls right at hand

To ensure a relaxed operation of the City Ranger 3070, the centrally placed and comfortable seat has a multi-adjustable armrest with integrated joystick and control buttons. The controls are intuitive and easy to use. With the arm resting comfortably all functions are right at the operators fingertips.

360 degree view of work area

The City Ranger 3070 has with its glass cabin a perfect view of the work area and the surrounding traffic. The cabin frames are slim which reduces blind spots to a minimum. This panoramic view allows for efficient operation close to obstacles without adding strain to the operator increasing safety for both operator and machine.

The large lightly curved glass doors allow for easy entry and exit of the cabin, and they contribute to the experience of a spacious cabin.

Air conditioning adds extra comfort

On a hot summer day the standard air conditioning adds extra comfort in the cabin and the strategically placed air ducts ensure a good circulation of the air in the spacious cabin. An extra air duct is placed in the storage compartment making it possible to keep a drink and lunch box cooled. Air conditioning is also beneficial in keeping dew of the windscreen on moist days. A high grade pollen filter (F7) reduces the amount of dust entering the cabin.

A good working environment is not only important for the well-being of the operator, but it is also important for efficient and safe performance.



360 degree view from the cabin

The cabin has a 360 view to the surroundings giving the operator the best possible view of the working environment and the surrounding traffic - maybe even the best on the market. Furthermore, controls are right at hand and offers multiple adjustments for a good ergonomic working position.



Air ducts

The strategically placed air ducts are easily adjusted to suit the air circulation needs in the cabin.



Air cooled glove box

On the right side of the seat there is a closed glove compartment. This has an air duct in it, which helps keep a lunch box or a drink cooled during the day.



Storage facilities

On the left side a cup holder, power outlet and storage facilities adds to a good working environment. The optional radio is also placed here.



Multi-adjustable armrest with controls

Resting the arm comfortably on the multi-adjustable armrest, the operator will be in full control of the machine and functions. With the controls right at hand, the operator can focus on traffic and the task at hand.



Advanced technology

The City Ranger 3070 is controlled by software developed in-house by Egholm ensuring a deep understanding of the advanced technology. This insight is converted into an intuitive display which guides the operator in choosing the right settings and optimal adjustments. Settings are optimised for the individual attachment.



Working environment in focus

Key elements for optimum operator comfort

Many elements play an important role in order to ensure a comfortable and efficient working environment.

Low noise

We all know that being in an environment with a lot of noise is strenuous. Therefore, a cabin with low noise is important for the operator. The basic machine has a driver-perceived noise level of only 68 dB(A), the City Ranger 3070 is the best in its class (measured in accordance to VO (EU) 1322/2014 Ann. XIII).

Outside noise is, however, also important in order to consider the environment in which the machine operates in. The passing noise of the City Ranger 3070 is measured at 76 dB(A) (measured in accordance to VO (EU) 2018/985 Ann. II). A low noise level is especially important when

operating in residential areas or other areas where people are in the vicinity of the working area - like parks, cafes or pedestrian zones.

Driving comfort

The City Ranger 3070 has a long wheelbase which is an advantage when it comes to absorbing dips and bumps during transport.

The strong articulation point also adds to driving comfort because it allows for an oscillating movement between front and rear chassis of +/- 8 degrees. This means that when the rear part for instance passes a bump in the road, this will not to the same extent be felt in the driving compartment because the articulation point will allow for an individual swaying of front and rear chassis.

Easy driving

Several technologies support easy handling and optimal performance. The one gear engine technology makes the machine very simple to drive and efficient in various terrains and in both work and transport mode.

With the optional cruise control the inching function is integrated in the brake pedal allowing the operator to reduce the speed without reducing the engine rpm. This ensures that pressure remains the same on the hydraulics so you still have optimal sweeping or grass cutting performance while you are driving slowly around obstacles.



Optional seat offers the operator even more comfort as it allows for individual adjustment of the seat cushion. It can be tilted and moved forward for better leg support. Furthermore, it has adjustable lumbar support and it is heated for added comfort in cold weather. As it has a 3-point seatbelt, it also offers extra safety for the operator. It has the same multi-adjustable armrests as the standard seat.



Adapt the working position to the operator

In order to provide the operator with the most comfortable working position, there are several elements that can be adjusted. The seat and armrest are individually adjustable and the steering column is 3-way adjustable. This allows for a comfortable seating position.



Strong articulation point

The strong articulation point allows for an oscillating movement between front and rear chassis of +/- 8 degrees.



Cruise control (option)

With the optional cruise control the inching function is integrated in the brake pedal allowing the operator to reduce the speed without reducing the engine rpm.



Door with window (option)

Left or right door with window enables easy access to for example the card reader of car park barriers.

Advanced technologies

- for a high performing utility machine

In designing the new City Ranger 3070 we have taken the best from our many years' of experience with developing and producing compact utility machines and combined it with new technologies. We feel confident in saying it is a well proven concept in a complete new perspective.

Unique engine compartment

The unique engine compartment adds several benefits to the machine.

High cooling capacity: With its radiators located at the front of the engine compartment and a cooling vane at the back, several advantages are attained. A homogeneous airflow means that dirt is less likely to collect in the radiator grille. This ensures improved cooling capacity. After cooling the hydraulic oil and the radiator water, the air passes through the engine compartment which means that the engine components are also cooled.

Temperature sensors monitor the need for cooling and adjust the speed of the cooling vane which means that the cooling vane does not become unnecessarily noisy. If the radiator grille has become covered in dirt, the air flow is reversed, thus cleaning the radiator grille. The cleaning process is particularly practical in connection with lawn mowing.

Noise reduction: With the fan placed separate from the radiator it is possible to have a larger fan, which can create the same airflow at a lower rpm reducing the noise accordingly. As the air is transported through an enclosed engine compartment which also reduces the noise levels from the engine.

These benefits will be appreciated by both the operator and the people in the area where the machine operates.

Highly manoeuvrable

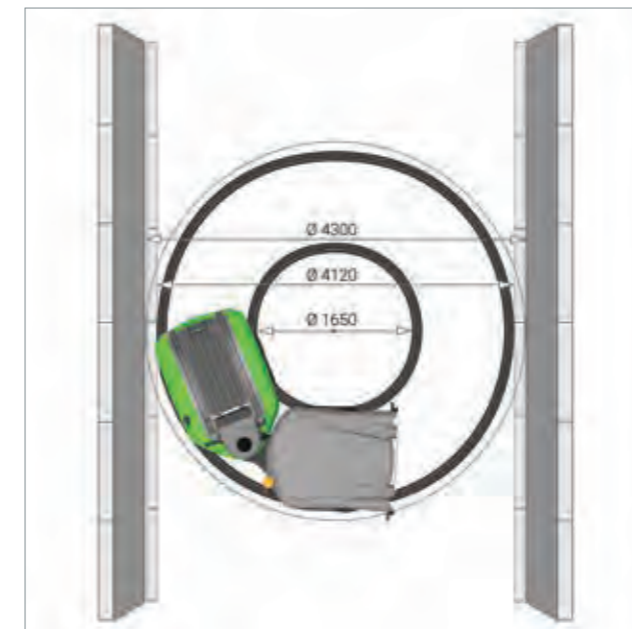
The City Ranger 3070 is articulated making it highly manoeuvrable in tight spaces. The inside turning circle of the basic machine is only 1650 mm. Thanks to the short overhang of the front and back, the outside turning circle is only 4300 mm (wall to wall).

Since the articulation joint only has a one-dimensional bend, it significantly reduces the strain and wear on the hoses, which again will reduce the running and maintenance costs.

Perkins diesel engine

The 2.2 commonrail diesel engine from Perkins is a strong engine with 74 hp at 2800 rpm making it perfect for the hard work of the City Ranger 3070. It meets the green zone requirements and can, therefore, also be used in cities with a high focus on the environment.

The engine offers plenty of power for both driving and running the different attachments. The surplus of power means it will often be possible to run at lower rpm in the ECO mode, which will reduce both fuel consumption and noise levels. It leaves the impression of a machine in good balance.



High manoeuvrability

The City Ranger 3070 is articulated making it highly manoeuvrable in tight spaces. The inside turning circle of the basic machine is only 1650 mm.



Powerful diesel engine

Equipped with a Stage V engine of 74 hp at 2800 rpm, the City Ranger 3070 has power for even the most toughest jobs.

Innovative suction sweeper concept

Suction sweeper for the City Ranger 3070

Sweeping even in confined places

The City Ranger 3070 can sweep in very narrow places with its low turning circle and get around in extremely confined areas. With an additional 3rd brush the working width is increased. The compact design enables the machine to sweep under objects such as benches, and the like. The overlapping brushes reduce the risk of leaving traces.

Reduce wear and enhance performance

Activating the hydraulic weight distribution makes the front brushes follow ground variations. In addition, the operator can control the brush pressure from the controls in the cabin. Being able to easily adjust the brush pressure to match the types and levels of debris allows the driver to drive with the lowest needed pressure on the brushes, and thereby reduce the wear on them. The system enhances performance and reduces operating costs.

Effective dust suppression

The hopper has a capacity of 1 m³. As standard, it is equipped with a rotary filter system, which creates a fine water cloud inside the hopper ensuring an effective dust suppression. This reduces the risk of letting dust particles back out into the surrounding area. The system also ensures an effective filling of the hopper. An alarm will be visible in the display (H₂O symbol) and an on/off noise alarm can be heard in the cabin in case of a lack of water in the rotation filter. This reduces the risk of damage to the rotation filter and minimizes repair costs. During empty cycles operators only need to empty the hopper and refill fresh water, reducing time away from the working area. In general, it is sufficient with the rotation filter system.

Recirculation system

For larger sweeping jobs in areas with more debris, we recommend the use of the recirculation system. Before starting to sweep, the container must be filled with water (approx. 160 litre). Through a filter pump system in the back of the container, water is pumped out in the suction hose close to the suction mouth. This extra water helps to keep the suction hose clean.

The hopper can be opened completely. Should it not be 100% emptied, it is possible to shake the hopper by activating a function at the key pad in the cabin.


Suction sweeper features and options:

- Very high tipping height of 1700 mm
- The lid will open completely
- "Shake function" controlled from cabin
- 5 m wander hose (option)
- High pressure washer (option)
- Recirculation system



EUnited certification

The suction sweeper unit for the City Ranger 3070 is certified with a 4-star rating according to the new EUnited certification for PM10 and PM2.5.



Sweeping narrow passages with a 3rd brush (option)

The 3rd side brush is equipped with a spring-loaded and collision-proof function, increasing the service life of the brush while also safeguarding surrounding objects. The tipping function is controlled via the cabin joystick and the hydraulic system of the machine and can advantageously be activated when encountering depressions, gutters, kerbstones, and the like.



High pressure washer and wander hose (option)

For extra cleaning functions, the hopper can be equipped with a high pressure washer with hand lance and a 5 metre wander hose.

The green attachments

Time and efficiency are key to green maintenance

Well-tended parks and green spaces are often attractions for anyone living, working or visiting your city. However, time and efficiency are decisive factors to the municipalities, property managers and park owners who are responsible for maintaining them.

Specially developed attachments create better results

The City Ranger 3070 is strong and robust, and fitted with professional attachments, it can handle any task in the field of green maintenance - without compromising on quality. And with the unique Quick-shift function of the City Ranger 3070, you can switch between attachments in less than one minute. Allowing you to swiftly move to the next job.

- Rotary/mulch mower 1500
- Triplex rotary mower 2500
- Weed brush

More mowing in less time

The rotary and mulch mower 1500 and the Triplex rotary mower 2500 are the newest additions to the range of attachments for the City Ranger 3070 - with unique hydraulic properties and specially developed blades. With cutting widths of up to 1.5 and 2.5 metres respectively, and a working speed of up to 10 km/h, you can mow the grass in record time.

Lawns with a healthy appearance

The mulch and rotary mowers ensure optimal flexibility, as they can be used for different types of grass and

surfaces. The 3 blades on the rotary/mulch mower 1500 and 5 blades on Triplex rotary mower 2500 ensure a professional cut. The blades rotate in the opposite direction so that the grass is evenly distributed over the turf, which avoids heaps of grass clippings on the lawn. Each blade is fitted with its own motor, which ensures stable operation. The efficiency of the mowers ensures fantastic mowing results - even at higher speeds such as mowing large areas.

Use of grass tyres

City Ranger 3070 can drive on most grass areas. If the surface pressure is to be further reduced, it is recommended to fit grass tyres on the machine (optional).

Environmentally friendly weed control

The weed brush is the perfect, most-effective eco-friendly tool for keeping outdoor areas weed-free, i.e. pavements, paths, flagstones, asphalt, etc. When rotating over the surface, the brush scours weeds loose and stresses new shoots. Regular brushing keeps an area weed-free without the use of pesticides.

Get maximum benefit from the speed control via the inch function

If the machine is equipped with speed control (extra equipment), it is possible to use the inch function of the brake pedal. When in work mode, the inch function, makes it possible to reduce the speed without deactivating the speed control, however, keeping the RPM. When pressure is eased off in the brake pedal, the machine reverts to the previous speed. These functions contribute to comfort and make the operation of the machine more efficient.



Hydraulic tipping function for easy cleaning

Employing the City Ranger 3070's hydraulic system, the rotary/mulch mower 1500 can be placed in a vertical position to provide easy access for cleaning and maintenance. Also the cutting height can be adjusted via the hydraulic system. The mower is driven by 3 oil motors (no belts). Specially developed blades reduce the energy consumption as well as noise level.



A mower for larger areas

With a cutting width of 2.5 m, the Triplex rotary mower 2500 is suited for the larger grass areas. The mower wings can be tilted to reduce width during transport. The joystick in the cabin together with the hydraulic system of the machine lets you tilt the mower for easy cleaning and maintenance as well as changing of blades.



Enemy of weeds - friend of the environment

With our innovative weed brush, the City Ranger 3070 can remove weeds in a cleaner and better way than any pesticide. The hydraulically adjustable and extremely manoeuvrable brush keeps pavements, paths, cobblestone areas - all types of paved areas - free from weed and cleans up the treated area immediately.

Powerful winter maintenance

- keeps your investment working all year

Use your City Ranger 3070 to keep the traffic running and pedestrian zones safe when snow starts falling.

A strong machine for winter tasks

Several aspects of the City Ranger 3070 makes it a suitable machine for winter maintenance as well.


- High performance engine with 74 hp
- Permanent 4WD
- Dedicated attachments

High performance winter attachments

The City Ranger 3070 is a perfect winter solution for housing associations, smaller and larger contractors and municipalities. The dedicated attachments are very efficient and with the low noise level, operation in residential areas is not a problem.

Winter attachments:

- Snow sweeper
- Snow blower
- Snow plough
- Snow V-plough
- Salt and sand spreader



Keep a firm grip in slippery conditions

If you lose grip on one wheel the 4WD ensures that power is automatically transferred to the opposite wheel crosswise meaning, that if you lose grip on the rear right wheel the power will be transferred to the left front wheel and vice versa.

The snow plough, snow blower, snow V-plough and the snow sweeper can work in tandem with the salt and sand spreader, enabling you to do two tasks at the same time - i.e. clearing the snow and spreading salt or sand on the icy streets and paths, all in one pass.

As with the other attachments, the winter attachments can also be changed in less than a minute - including the salt and sand spreader! The salt and sand spreader is easily changed with the optional stand or a fork-lift and the snow sweeper has integrated stand legs.

High quality paint and anti-corrosion treatment

The Egholm winter attachments are well-protected against the winter environment. Withstanding many hours of salt spray in tests, the coatings will provide high quality attachments, with good resistance, ensuring a long lifetime.

We recommend the optional anti-corrosion treatment of both utility machine and attachments when operating in winter season.

New



Snow blower

Combined with the City Ranger 3070's many horsepower, the snow blower ensures easy and effortless clearing of large masses of snow. As it throws the snow away, it is also very useful in locations where there is not enough room to push the snow to the side.



Snow V-plough

Regardless of how heavy the snowfall has been, with a snow V-plough from Egholm, you can easily handle the removal of snow and make a good job of it. You will sit comfortably and safely when using the snow V-plough as its shock-absorbing cutting edge cushions the effect of shocks from and irregularities in the area that is cleared. The snow V-plough is adjusted hydraulically and may be used in either Y, V or diagonal position.



Snow plough

The snow plough handles up to 400 mm of heavy snow. The clearing width is between 1360 and 1500 mm all depending on the inclination of the blade. Maximum inclination is 25° and it is adjusted from the comfort of the cabin.



Snow sweeper

The snow sweeper easily sweeps away up to 250 mm of light fluffy snow. The clearing width turned to the maximum swivel angle of 25° is 1320 mm, and with the brush straight it is 1520 mm. The brush can also rotate in a reverse direction.



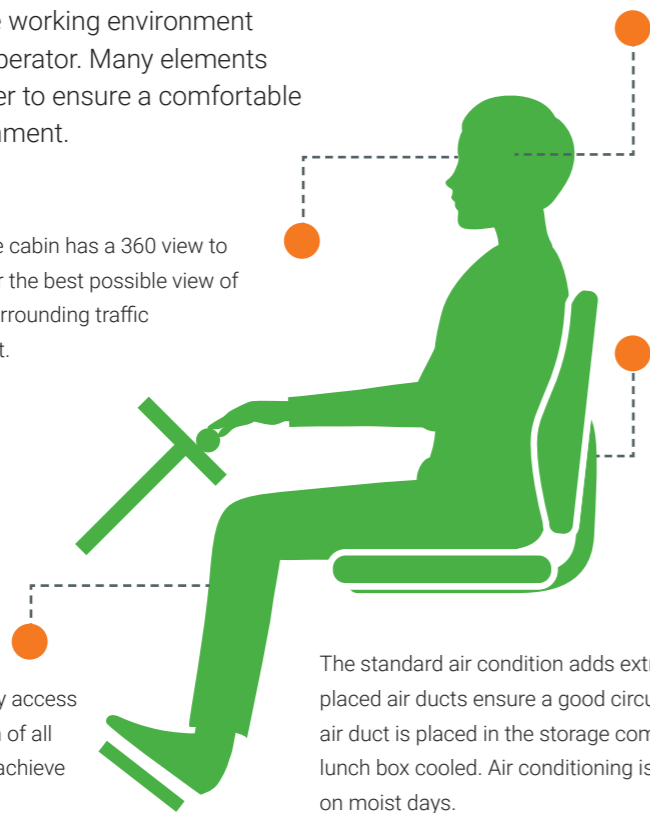
Salt and sand spreader

The salt and sand spreader is a perfect match to the front attachments. It has a maximum capacity of 600 l or 950 kg all depending on the material. The spreading width can be adjusted between 1500-6000 mm.

Caring for the operator

At Egholm we care about the working environment and the ergonomics of the operator. Many elements play an important role in order to ensure a comfortable and efficient working environment.

360 degree view from the cabin: The cabin has a 360 view to the surroundings giving the operator the best possible view of the working environment and the surrounding traffic - maybe even the best on the market.



Low cabin noise: With the fan placed separate from the radiator it is possible to have a larger fan, which can create the same airflow at a lower rpm reducing the noise accordingly. As the air is transported through an enclosed engine compartment which also reduces the noise levels from the engine.

In order to provide the operator with the most comfortable working position, the seat and armrest are individually adjustable and the steering column is 3-way adjustable. This allows for a comfortable seating position.

The standard air condition adds extra comfort in the cabin and the strategically placed air ducts ensure a good circulation of the air in the spacious cabin. An extra air duct is placed in the storage compartment making it possible to keep a drink and lunch box cooled. Air conditioning is also beneficial in keeping dew of the windscreen on moist days.

In the City Ranger 3070 there is easy access to the drivers seat and the operation of all functions and handles - in order to achieve maximum operator comfort.

Impressive capacity

12,500 m²/h

The City Ranger 3070 will easily cover 12500 m² per hour both when cutting grass or using the suction/sweeper attachment.



Quick-shift Attachment change in 1 minute



Power and torque for all tasks

With 4-wheel drive and the powerful diesel engine from Perkins producing a torque of 208 Nm at 1800 rpm, the City Ranger 3070 delivers all the power you need for demanding tasks all year round.



165 cm

inside turning circle



Access to all areas: With the efficient articulation, the City Ranger 3070 has an incredibly small inside turning circle of only 1650 mm allowing the operator to access confined spaces and to operate close to obstacles. Also with the basic machine weighing only 1800 kg (including 75 kg driver and 90% fuel capacity), ground pressure is low enough to be used on sensitive surfaces like lawns and pavements.

412 cm turning circle - kerb to kerb

Honest Work,

Egholm A/S develops, produces and markets utility machines that keep roads, parks and outdoor areas clean and inviting all year round. We supply functional quality machines and attachments to people who do an honest day's work keeping our cities clean and attractive. With special attachments developed for the machines, Egholm machines deliver perfect results no matter the task at hand. Built by craftsmen in Denmark, Egholm machines are in operation in cities and parks all over the world.

Honest Machines,

Egholm utility machines are developed by people who are passionate about technology and innovation. We listen to the people driving, using and servicing Egholm machines, because they are the true experts. It is our mission to design, build and market utility machines that deliver perfect results in real life. Egholm machines are honest machines - not just because they deliver comfort, safety and strong end results: They are also a sound investment for years to come and give you outstanding return on your investment.

Honest People,

We want you to think of us as your partner in every single way. And we always insist on reliability, trust and honesty in our partnership with you and with our network of dealers and service partners. We are straightforward and direct in our communication and in our dealings with everyone. Our belief in hard work and unwillingness to compromise helps us deliver the quality for which we are known. And we believe it is reflected by the machines we build for you, as well.

Egholm A/S

Transportvej 27
7620 Lemvig, Denmark
T.: +45 97 81 12 05
www.egholm.eu - info@egholm.dk

Egholm GmbH

Am Hafen 24
38112 Braunschweig, Germany
T.: +49 (0) 531 129 77-0
www.egholm.de - info@egholm.de